

Charles W. Flanagan High School

A quality school providing more than an education

CLASS OF 2021

GRADUATION REHEARSAL

FRIDAY JUNE 4, 2021



FACTORS TO CONSIDER BEFORE GRADUATION

- Graduation is Wednesday at Auto Nation Drive Pink Stadium (Formerly Lockhart) & begins promptly at 12:00 pm.
- Graduates must be IN the Arena at 10:45am - do NOT be late!
- ARRIVE EARLY- plan ahead for heavy traffic & detours. The stadium is large & confusing - allow plenty of time to park & WALK from the parking lot to the stadium AND, it is South Florida, it may rain.
- *All Graduates must be seated by 11:50 am*

Instructions for the live webcast will be located on the Flanagan HS website

Link for all graduations:

<https://cdn.mango-soft.com/icf/live/Livestream.html>



FACTORS TO CONSIDER BEFORE GRADUATION

- Parents will park in lots S1 and will enter off of 12th Avenue (3 gates).
- Graduates will park in lot S1 and will enter off of 15th Avenue (1 gate)/on paved west side of stadium.
- EVERY person (except Graduates) attending the ceremony will need an admission ticket, this includes CHILDREN AND INFANTS
 - Baby Strollers are NOT allowed inside the arena, but may be left in the lobby.
- Graduates and guests will go through metal detectors



Graduation Parking:

Parents - Lot S1 & enter off of 12th Avenue

Staff - Southwest side of the stadium, lots labeled A1 + A2)



Graduation Parking: Graduates - - Lot S1 and enter off of 15th Avenue



FACTORS TO CONSIDER BEFORE GRADUATION

- Due to COVID-19, all CDC guidelines will be strictly enforced, and all guests and graduates are expected to wear a mask while on property and maintain social distancing.
- Doors open at 11:00am for guests
- Guests must be seated by 11:40 am
 - Sit where there is a green dot, above row 8 due to covering
 - To follow social distancing, there are 2 seats between households
- To avoid the ceremony being disrupted, Late arriving parents & guests will be held outside of the arena until the National Anthem is finished.
- Late arriving GRADUATES will be also be held outside until later in the ceremony when they will be seated and called in the back, out of order.



FACTORS TO CONSIDER BEFORE GRADUATION

- Security is run by the stadium and their PD- Their house, so we must abide by their rules.
- Cameras are allowed but guests may not leave their seat or stand to take pictures.
- Disabled seating is limited
 - disabled guests will be allowed ONE companion seat for ONE guest seated with them.
 - Handicap Parking as marked



PROHIBITED ITEMS

- The Following Items are PROHIBITED and not permitted at graduation facility.
- No Purses, Backpacks, Backpack Purses, Cinch Bags, Sling Bags or Draw String Bags
- No Clutches or Purses larger than 4" X 6"
- No Audio or Video Recording Devices, GoPros, Laptops, or Selfie Sticks
- No Wrapped Gifts or Balloons
- No Signs
- No Strollers
- No weapons of any kind (Knives, Pocket Knives, Mace, Tasers, Etc.)
- No Fireworks and Laser Pointers
- No Airhorns or Vuvuzelas
- No Animals, except Certified Service Animals
- **Umbrellas Are Not Permitted**
- Any Other Item Security may deem dangerous to Public Safety



FOR GRADUATES AND GUESTS:

Clear Bag Policy

To provide a safer environment for the public and expedite guest entry into the stadium, Drive Pink Stadium policy limits and restricts the size and type of bags that are permitted into the stadium during any events taking place at Drive Pink Stadium.

We encourage guests not to bring any bags, however, the following will be permitted:

- One clear bag **no larger than 14"x14"x6"**.
- Guests may carry a small clutch bag or purse no larger than **6.5"x6.5"** (approximately the size of a hand) with or without a strap.
- Each ticket holder, including children, may carry an approved clear bag and a clutch purse.
- Diapers and wipes may be carried in a clear bag. However, diaper bags are not permitted.
- Additional clothing, ponchos, etc. are permitted if carried loosely or in an approved clear bag.
- Large purses, coolers, briefcases, backpacks, luggage of any kind, computers/laptops bags, camera bags or any bag larger than the permissible size as described above will not be allowed.
- Exceptions will be made for medically necessary items after proper inspection and documentation.

There are no provisions to check items at the gates. Guests will be asked to either take prohibited items back to their car or dispose of prohibited items at the gate. DRV PNK Stadium and its affiliates are not responsible for items left behind, lost, stolen, or damaged.



FACTORS TO CONSIDER BEFORE GRADUATION

- If it rains, the show goes on
- BCPS purchased ponchos for graduates and staff only. If it rains, you will receive the poncho after you cross the stage, if needed.
- Heavy Downpour: Possible 10-15 minute delay
- Lightning: **MUST STOP**
 - 8 mile rule
 - Move underneath the bleachers



FACTORS TO CONSIDER BEFORE GRADUATION

- Audience Behavior: Respect & dignity during the ceremony in the arena. This is a once in a lifetime event; please let everyone enjoy it.
- After the ceremony concludes; it becomes very chaotic. You want to make sure you take the following steps:
 1. Take family pics before you get in the arena! You will return your gown *IMMEDIATELY* at the end of the ceremony.
 2. Plan a spot to meet your family after the ceremony, as you will exit at different locations.

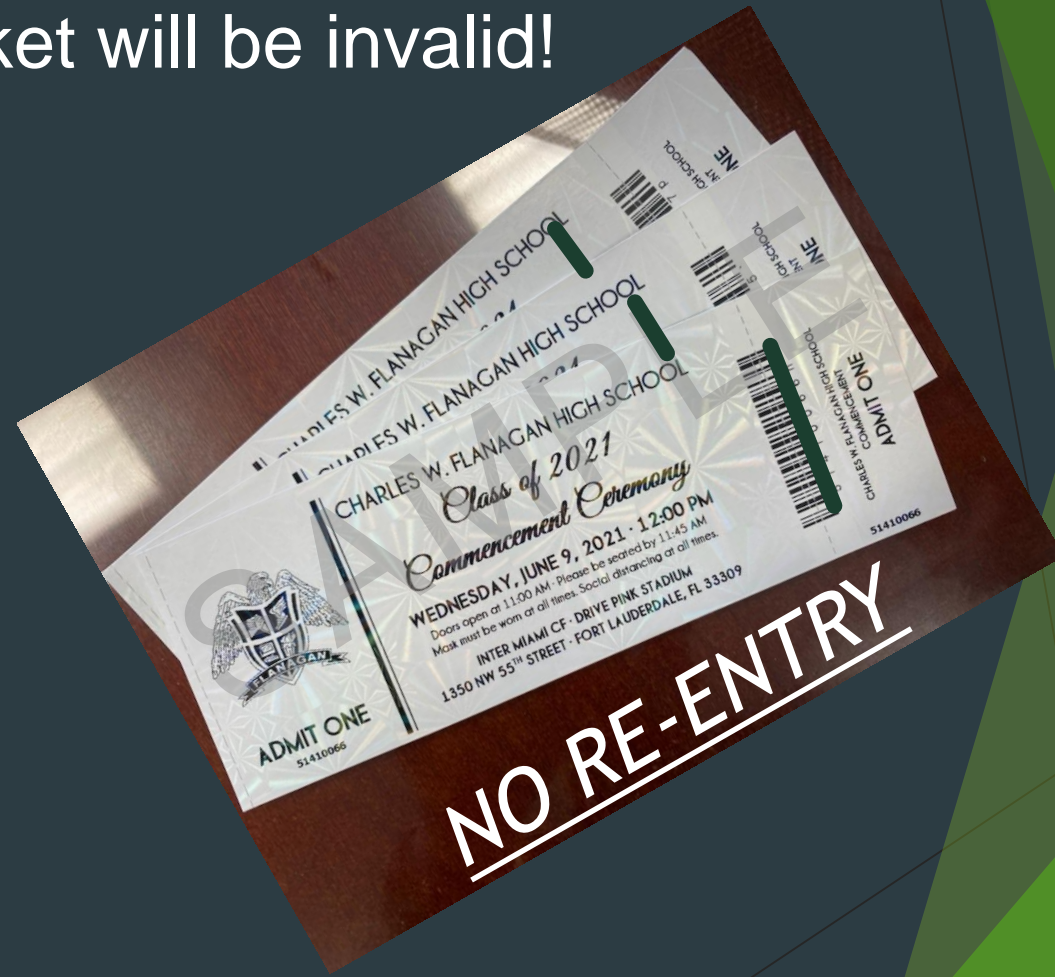


GRADUATION TICKETS

Guests **MUST**
HAVE A TICKET IN
ORDER TO ENTER
THE ARENA!

DO NOT break the perforation or
your ticket will be invalid!

Tickets are barcoded & will
be scanned at the door. Any
attempt to reproduce a
ticket will not only deny
entry, but that guest will be
escorted off campus. Legal
action may be taken.





FACTORS TO CONSIDER:



- Decorum - You signed the Decorum Letter, please adhere to it.
- Appearance/Attire:
 1. IT WILL BE HOT!
 - Water stations will be provided
 2. Nice yet comfortable clothing
 3. Pants or dresses (not to exceed the length of the gown)
Dress shoes (plain, no colors/patterns, they can be seen under the gown). No Jewelry or pins on the gown.
 3. You ARE allowed to decorate your caps.
-Caps will be taken if they are inappropriate and will be replaced with an undecorated cap.
 4. No sunglasses, purses, phones, etc.



YOU ARE GOING TO GO UP THESE STAIRS





THEN DOWN THESE STAIRS





YOU WILL BE WALKING ON GRASS -
THE ENTIRE LENGTH OF THE STADIUM!



YOU ARE GOING TO GO UP THESE STAIRS AGAIN



THEN DOWN THESE STAIRS AGAIN



WEAR APPROPRIATE SHOES



PLEASE LISTEN TO OUR ADVICE



AUTO NATION DRIVE PINK STADIUM LAYOUT

We have replicated the floor plan for the stadium here at Flanagan's Stadium for rehearsal.

This is what the stadium looks like:

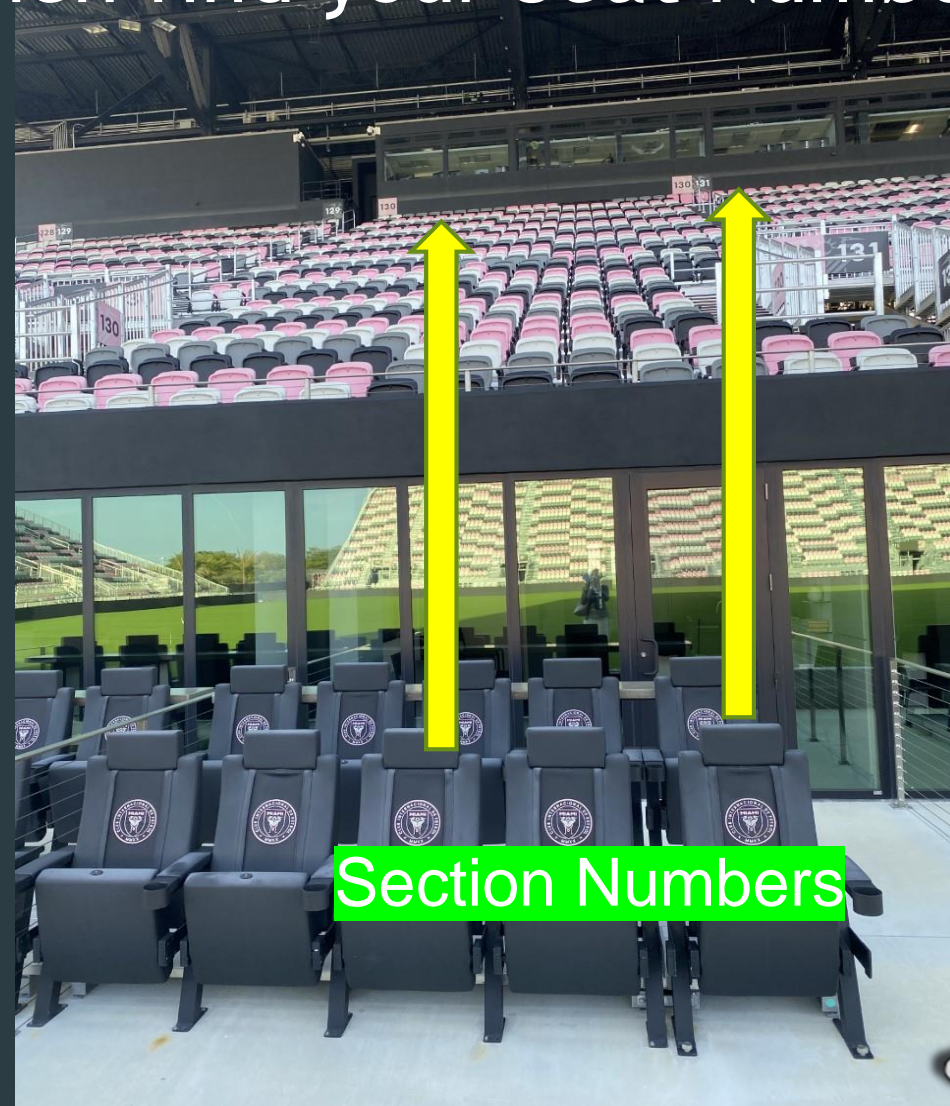


Enter here and find your Section Number

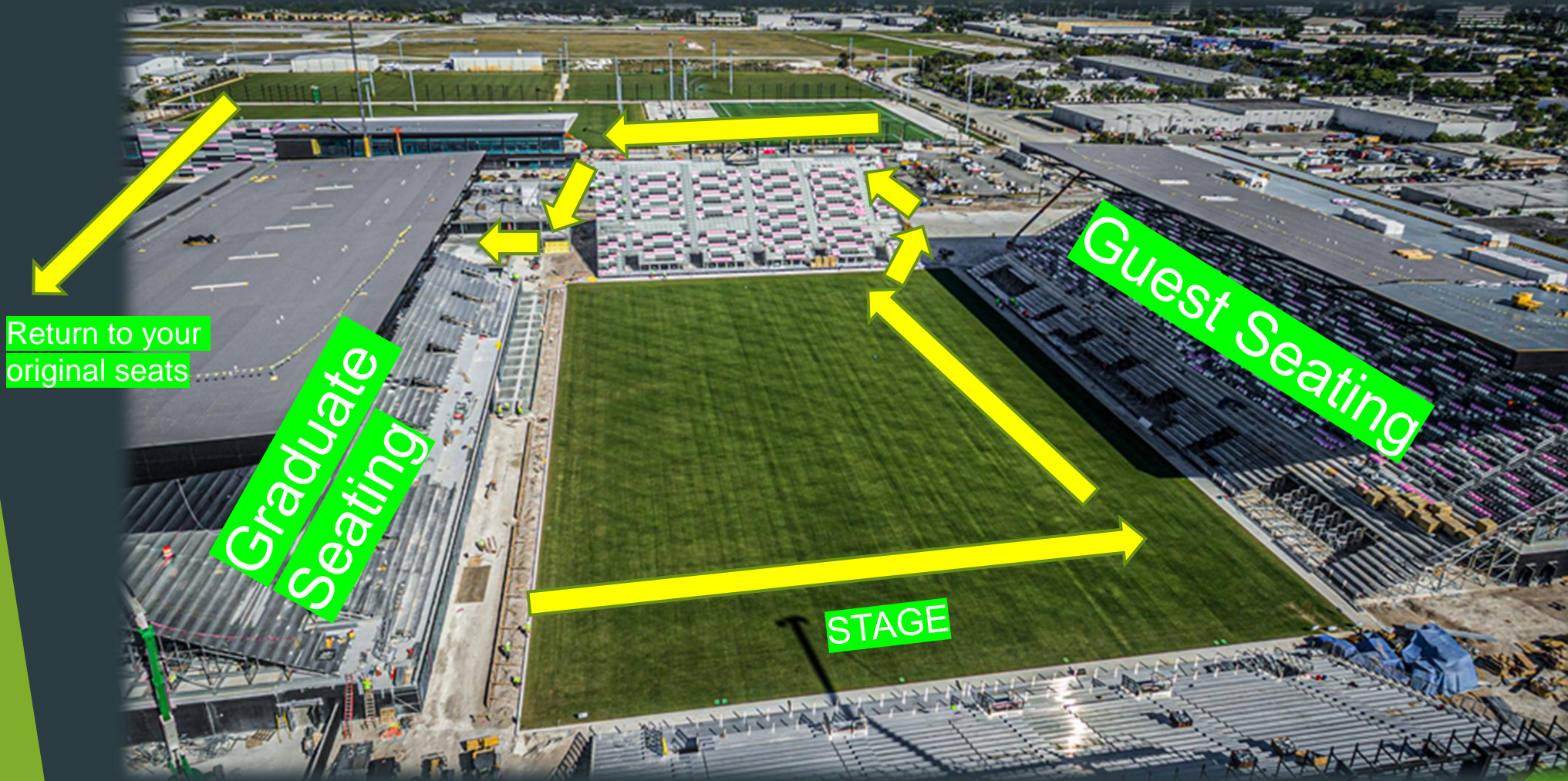


Section Numbers

Once in your Section, find your Row Marker for your seat card, then find your Seat Number.



GRADUATION SETUP



Guest Seating:

- ▶ Parents/Guests will sit in seats marked with a green dot on the East side



THERE ARE 4 PARTS TO GRADUATION:

1. Entering & Finding your Seat
2. Standing for Pomp & Circumstance
3. Diploma Presentation
4. Return to Seat
5. Organized Dismissal from Seat




ENTERING

- Once in the arena, check in to get your seat card, GO DIRECTLY to your seat & be seated.
 - Mrs. Sales will give final instructions & information
- You must be seated by 11:50 am
- Please stand for the playing of Pomp & Circumstance
- Have a seat for the start of the ceremony



DIPLOMA PRESENTATION

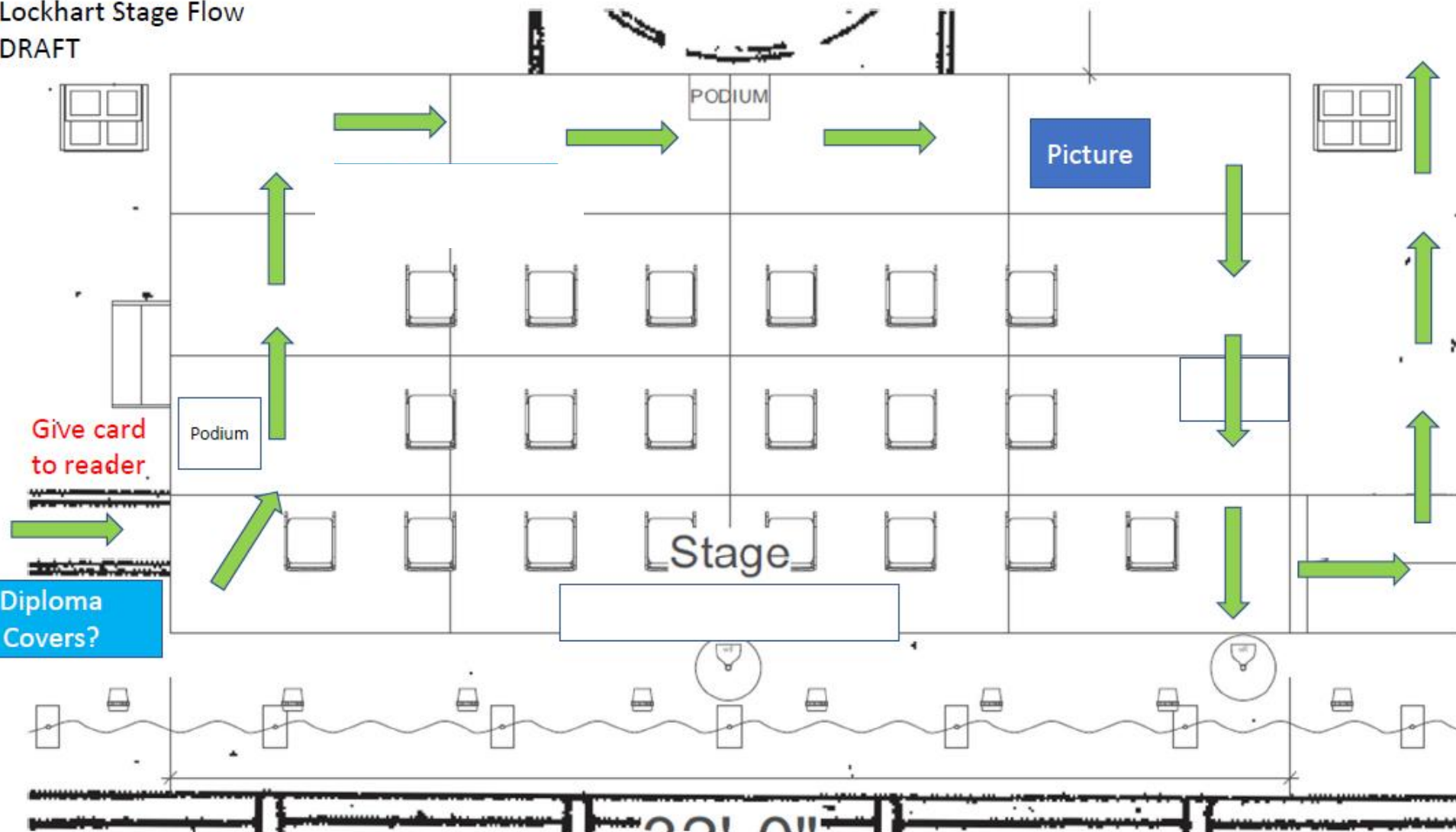
When the time comes to line up to receive your diploma:

1. Your row marker will motion for your row to stand together
2. Entire row will face right & walk in line to the end of the row.
3. Walk down the stairs and around to the stage area
4. Proceed toward the stage, one at a time and grab your diploma cover.
5. Each graduate will hand his/her Name Card for reading to Coach Carter on the stage.
 - ***If you have a specific way to say your name, tell Coach Carter on stage.***
6. When you get to the center, you will take your photo with Mrs. Peters 
 - *** Remove your mask for the photo and pull your mask back up immediately ***

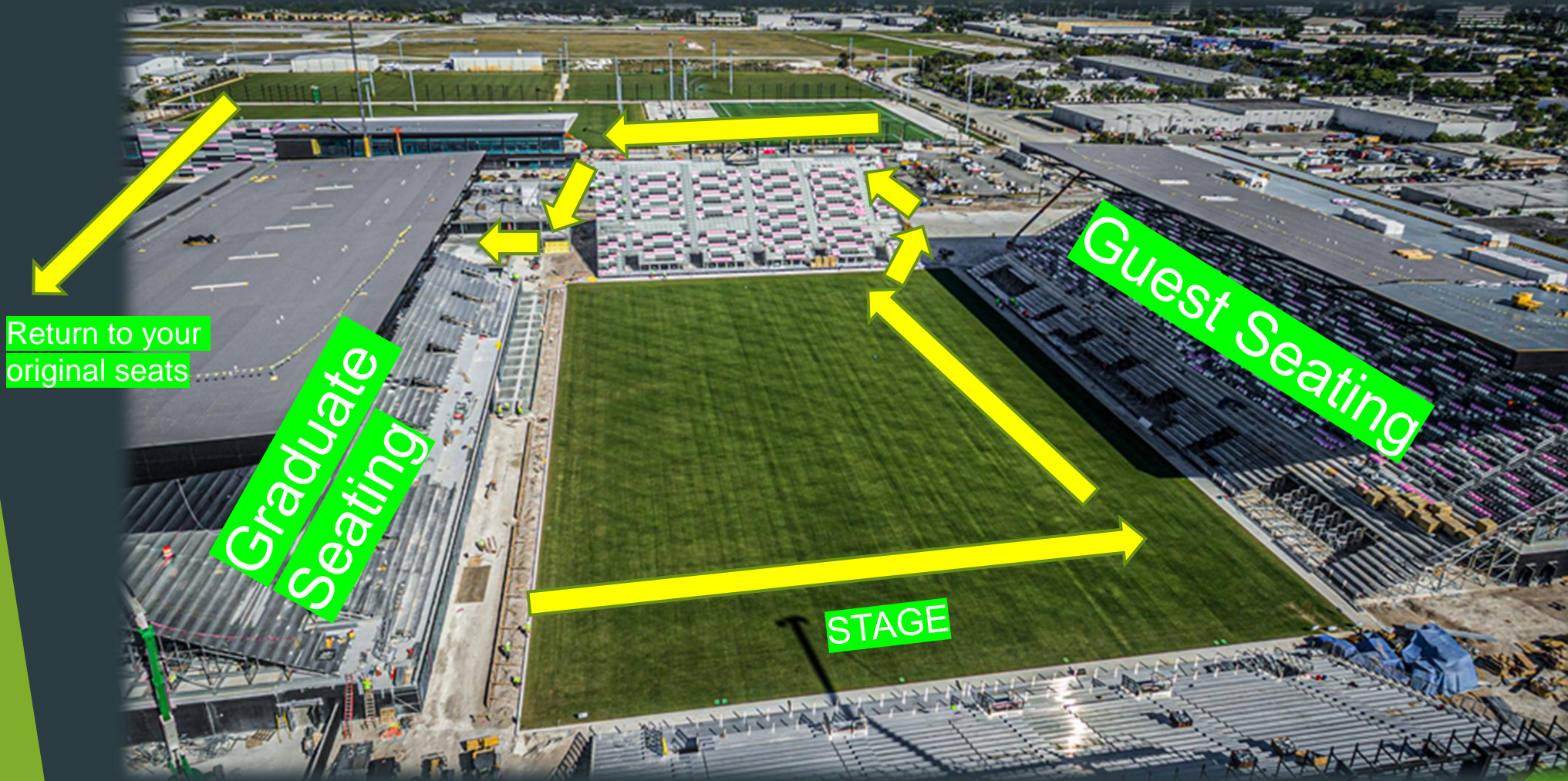


DIPLOMA PRESENTATION

Lockhart Stage Flow
DRAFT



GRADUATION SETUP



PROCESS OUT & EXIT

- Once everyone has crossed the stage, there will be a Senior Video.
- After the video, you will turn your tassels.
- Stand for the Alma Mater.
- PROCESS OUT
(starting with the 1st row & ending with the last row in each section)
- Return your GOWN under the north stands
- Pick up your DIPLOMA from the Guidance Counselors.
*This can be very chaotic so its important to
KEEP THE FLOW OF TRAFFIC & KEEP MOVING
so EVERYONE can exit.*
- You will exit & walk around to meet
your family & guests at your meeting spot.



WE WILL NOW REHEARSE THE PROCESS FOR WALKING ACROSS THE STAGE

- At this point when you walk across the stage, you hand over your pronunciation card
- Then to Coach Carter's table to get your tickets
 - You MUST sign for your tickets
- If you were not cleared yesterday, you must get cleared before you will receive tickets. Once cleared, see Mr. Johnson for your tickets
- Once you sign for your tickets, proceed to the student parking lot for your Senior Picnic
 - Do not go anywhere else on campus, as there are exams going on. Please be respectful.



Proceed to our website for the video that Ms. D made for a full walk through of what you'll be doing on Graduation day!
Congratulations Class of 2021!
We are so proud of you!

